

Configuration

| Required Options (Default Model) | | | Additional Options (Blank if not needed) | | | |
|----------------------------------|-------------|---------------|--|---------------|----------------|----------|
| PXH140 | -F16 | -LF0 | -SX1 | -TF16 | | |
| Pump Model | Check Balls | Inlet Fitting | Leak Detect | Stroke Detect | Outlet Fitting | Revision |



Instructions








Select all Required Options.
 Only add Additional Options if desired.
 Only add Outlet Fitting if different than Inlet Fitting.
 Contact support for revision or copy exact information.

Required Options

Default options are highlighted

| Model | | |
|----------------|--|--------|
| Standard Model | | PXH140 |

| Check Balls | | |
|------------------|--|-------|
| PTFE Check balls | | blank |
| PFA Check balls | | F |

| Inlet Fitting <i>Front straight only</i> | | |
|---|-----------|-----|
|  Flaretek Compatible | 1/2 in. | F08 |
| | 3/4 in. | F12 |
| | 1 in. | F16 |
| | 1-1/4 in. | F20 |
|  Tube Out | 3/4 in. | T12 |
| | 1 in. | T16 |
| | 1-1/4 in. | T20 |
| | 1-1/2 in. | T24 |
|  Weldable | 3/4 in. | W12 |
| | 1 in. | W16 |
|  Pillar S-300 | 1/2 in. | P08 |
| | 3/4 in. | P12 |
| | 1 in. | P16 |
| | 1-1/4 in. | P20 |
| | 1-1/2 in. | P24 |
|  FNPT | 3/4 in. | N12 |
| | 1 in. | N16 |
| | 1-1/4 in. | N20 |
|  Synchro-Flare | 1/2 in. | S08 |
| | 3/4 in. | S12 |
| | 1 in. | S16 |
|  PrimeLock | 3/4 in. | L12 |
| | 1 in. | L16 |
| | 1-1/4 in. | L20 |

Additional Options

| Leak Detection | |
|--|-------|
| No leak detection | blank |
| 15 ft fiber optic cable with no amplifier | LF0 |
| 15 ft fiber optic cable with D10 amplifier | LF1 |
| 25 ft fiber optic cable with no amplifier | LF2 |
| 25 ft fiber optic cable with D10 amplifier | LF3 |
| 15 ft conductivity cable | LC0 |
| 25 ft conductivity cable | LC1 |

| Stroke Detection | |
|--|-------|
| No stroke detection | blank |
| 15 ft PNP normally open proximity switch | SX1 |








* Proximity switch ordered separately. Proximity switch is required for operation. Standard configuration does NOT include proximity switch.

For applications requiring the NPN signal, White Knight recommends the use of a signal converter similar to Balluff part number BAE002H.



Timer mode operation requires end-of-stroke detection. Use of timer mode without stroke detection voids the warranty.

This pump includes Quick Exhaust Valves (QEVs). QEVs must be used with this pump. Running it without QEVs voids its warranty. Customers may use their own QEVs with the optional NPT adapter.

| Outlet Fitting <i>Straight only. Select Top or Front.</i> | | Front | Top |
|---|-----------|-------|------|
| Same as Inlet Fitting | | blank | n/a |
|  Flaretek Compatible | 1/2 in. | FF08 | TF08 |
| | 3/4 in. | FF12 | TF12 |
| | 1 in. | FF16 | TF16 |
| | 1-1/4 in. | FF20 | TF20 |
|  Tube Out | 3/4 in. | FT12 | TT12 |
| | 1 in. | FT16 | TT16 |
| | 1-1/4 in. | FT20 | TT20 |
| | 1-1/2 in. | FT24 | TT24 |
|  Weldable | 3/4 in. | FW12 | TW12 |
| | 1 in. | FW16 | TW16 |
|  Pillar S-300 | 1/2 in. | FP08 | TP08 |
| | 3/4 in. | FP12 | TP12 |
| | 1 in. | FP16 | TP16 |
| | 1-1/4 in. | FP20 | TP20 |
| | 1-1/2 in. | FP24 | TP24 |
|  FNPT | 3/4 in. | FN12 | TN12 |
| | 1 in. | FN16 | TN16 |
| | 1-1/4 in. | FN20 | TN20 |
|  Synchro-Flare | 1/2 in. | FS08 | TS08 |
| | 3/4 in. | FS12 | TS12 |
| | 1 in. | FS16 | TS16 |
|  PrimeLock | 3/4 in. | FL12 | TL12 |
| | 1 in. | FL16 | TL16 |
| | 1-1/4 in. | FL20 | TL20 |

Leave blank if Front and same as Inlet Fitting.
 Select option if Top or different than Inlet Fitting.

| Revision | |
|-------------|-------|
| No revision | blank |

Contact White Knight support for revision level or copy exact code activation details. Configured part numbers are not Copy Exact Part Numbers.
 Email: support@wkfluidhandling.com
 Phone: 435.783.6040