

Configuration

Required Options (Default Model)

PXA030B -F08

Pump Model Check Balls Inlet Fitting

Additional Options (Blank if not needed)

LF0 - SX0 - TF08

Leak Detect Stroke Detect Outlet Fitting QEV Revision



Instructions

Select all Required Options.

Only add Additional Options if desired.

Only add Outlet Fitting if different than Inlet Fitting.








Contact support for revision or copy exact information.

Required Options

Default options are highlighted

Model	
Standard Model	PXA030B
Dry-Run Capable	PXASD030B

Check Balls	
PTFE Check balls	blank
PFA Check balls	F

Inlet Fitting <i>Front straight only</i>		
	1/4 in.	F04
	3/8 in.	F06
	1/2 in.	F08
	3/4 in.	F12
	3/8 in.	T06
	1/2 in.	T08
	3/4 in.	T12
	1/2 in.	W08
	3/4 in.	W12
	1/8 in.	P02
	1/4 in.	P04
	3/8 in.	P06
	1/2 in.	P08
	3/4 in.	P12
	1/4 in.	N04
	3/8 in.	N06
	1/2 in.	N08
	3/4 in.	N12
	3/8 in.	S06
	1/2 in.	S08
	3/4 in.	S12
	1/2 in.	L08
	3/4 in.	L12

Additional Options

Leak Detection	
No leak detection	blank
15 ft fiber optic cable with no amplifier	LF0
15 ft fiber optic cable with D10 amplifier	LF1
25 ft fiber optic cable with no amplifier	LF2
25 ft fiber optic cable with D10 amplifier	LF3
15 ft conductivity cable	LC0
25 ft conductivity cable	LC1

Stroke Detection	
No stroke detection	blank
15 ft NPN normally open proximity switch	SX2
15 ft PNP normally open proximity switch	SX3









Quick Exhaust Valves (QEV)	
White Knight Quick Exhaust Valves	blank
5/16 in NPT Adapter	A

* Proximity switch ordered separately. Proximity switch is required for operation. Standard configuration does NOT include proximity switch.



Timer mode operation requires end-of-stroke detection. Use of timer mode without stroke detection voids the warranty.

This pump includes Quick Exhaust Valves (QEV). QEVs must be used with this pump. Operating it without QEVs voids its warranty. Customers may use their own QEVs with the optional NPT adapter.

Outlet Fitting <i>Straight only. Select Top or Front.</i>		Front	Top
Same as Inlet Fitting		blank	n/a
	1/4 in.	FF04	TF04
	3/8 in.	FF06	TF06
	1/2 in.	FF08	TF08
	3/4 in.	FF12	TF12
	3/8 in.	FT06	TT06
	1/2 in.	FT08	TT08
	3/4 in.	FT12	TT12
	1/2 in.	FW08	TW08
	3/4 in.	FW12	TW12
	1/8 in.	FP02	TP02
	1/4 in.	FP04	TP04
	3/8 in.	FP06	TP06
	1/2 in.	FP08	TP08
	3/4 in.	FP12	TP12
	1/4 in.	FN04	TN04
	3/8 in.	FN06	TN06
	1/2 in.	FN08	TN08
	3/4 in.	FN12	TN12
	3/8 in.	FS06	TS06
	1/2 in.	FS08	TS08
	3/4 in.	FS12	TS12
	1/2 in.	FL08	TL08
	3/4 in.	FL12	TL12

Leave blank if Front and same as Inlet Fitting. Select option if Top or different than Inlet Fitting.

Revision	
No revision	blank
<p>Contact White Knight support for revision level or copy exact code activation details. Configured part numbers are not Copy Exact Part Numbers. Email: support@wkfluidhandling.com Phone: 435.783.6040</p>	