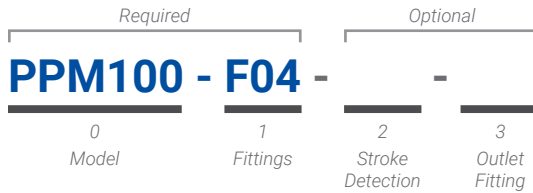


Configuration





Instructions

Options 0-1 are required. Options 2-3 are not required.
 Contact support for revision or copy exact information.



Standard options are highlighted

0. Model	
100-ml pneumatic metering pump	PPM100
PPM100 with compatible end stroke detection	PPM100SE

1. Fittings		
Flaretek Compatible 	1/4 in.	F04
	3/8 in.	F06
Pillar S-300 	1/8 in.	P02
	1/4 in.	P04
	3/8 in.	P06
FNPT	1/4 in.	N04
	3/8 in.	N06
Primelock	1/4 in.	L04
	3/8 in.	L06

2. Stroke Detection	
No stroke detection	Blank
15 ft NPN normally open proximity switch	SX2
15 ft PNP normally open proximity switch	SX3

**Stroke detect option is only available with PPM100SE model.*

3. Outlet Fitting		
Same as Inlet Fitting		Blank
Flaretek Compatible 	1/4 in.	F04
	3/8 in.	F06
Pillar S-300 	1/8 in.	P02
	1/4 in.	P04
	3/8 in.	P06
FNPT	1/4 in.	N04
	3/8 in.	N06
Primelock	1/4 in.	L04
	3/8 in.	L06

**Leave blank if same as inlet fitting.*

Example Configurations

PPM100-F04	PPM100 with 1/4-in Flaretek compatible inlet and outlet fittings
PPM100-P04-P06	PPM100 with 1/4-in S-300 Pillar inlet fitting and 3/8-in S-300 Pillar outlet fitting
PPM100SE-P02-SX2	PPM100SE with 1/8-in S-300 Pillar fittings and 15-ft NPN normally open proximity switch stroke detection
PPM100SE-P04-SX3-P06	PPM100SE with 1/4-in S-300 Pillar inlet fitting, 3/8-in S-300 Pillar outlet fitting, and 15-ft PNP normally open prox. switch stroke detection