

Configuration

Required Options (Default Model)

Additional Options (Blank if not needed)

PSH030	-F08	-LFO	-SF0	-TF08	-VX0		
Pump Model	Check Balls	Inlet Fitting	Leak Detect	Stroke Detect	Outlet Fitting	Shuttle	Revision



Instructions

Select all Required Options. Only add Additional Options if desired. Only add Outlet Fitting if different than Inlet Fitting. Contact support for revision or copy exact information.

Required Options

Default options are highlighted

Model








Standard Model	PSH030
Dry-Run Capable	PSHSD030

Check Balls

PTFE Check balls	blank
PFA Check balls	F

Inlet Fitting

Front straight only

 Flaretek Compatible	1/4 in.	F04
	3/8 in.	F06
	1/2 in.	F08
	3/4 in.	F12
 Tube Out	3/8 in.	T06
	1/2 in.	T08
	3/4 in.	T12
 Weldable	1/2 in.	W08
	3/4 in.	W12
 Pillar S-300	1/4 in.	P04
	3/8 in.	P06
	1/2 in.	P08
 FNPT	3/4 in.	P12
	1/4 in.	N04
	3/8 in.	N06
	1/2 in.	N08
 Synchro-Flare	3/4 in.	N12
	3/8 in.	S06
	1/2 in.	S08
 PrimeLock	3/4 in.	S12
	1/4 in.	L04
	3/8 in.	L06
	1/2 in.	L08
	3/4 in.	L12

Additional Options

Leak Detection

No leak detection	blank
15 ft fiber optic cable with no amplifier	LFO
15 ft fiber optic cable with D10 amplifier	LF1
25 ft fiber optic cable with no amplifier	LF2
25 ft fiber optic cable with D10 amplifier	LF3
15 ft conductivity cable	LC0
25 ft conductivity cable	LC1

Stroke Detection

No stroke detection	blank
15 ft fiber optic cable with no amplifier	SF0
15 ft fiber optic cable with D10 amplifier	SF1
25 ft fiber optic cable with no amplifier	SF2
25 ft fiber optic cable with D10 amplifier	SF3
Single NPN Pressure Switch	SP1
Dual NPN Pressure Switches * (Includes two DP2 pressure switches)	SP2
Single PNP Pressure Switch	SP4
Dual PNP Pressure Switches * (Includes two DP2 pressure switches)	SP5

Shuttle

Gravity reset with standard exhaust	blank
No shuttle, standard ports * (No pressure switches included) <i>Sensors are required for operation.</i>	VX0
Gravity reset with remote exhaust	VG1

* White Knight shuttle valve not included.



Timer mode operation requires end-of-stroke detection. Use of timer mode without stroke detection voids the warranty.

Outlet Fitting

 Straight only.
 Select Top or Front.

		Front	Top
Same as Inlet Fitting		blank	n/a
 Flaretek Compatible	1/4 in.	FF04	TF04
	3/8 in.	FF06	TF06
	1/2 in.	FF08	TF08
	3/4 in.	FF12	TF12
 Tube Out	3/8 in.	FT06	TT06
	1/2 in.	FT08	TT08
	3/4 in.	FT12	TT12
 Weldable	1/2 in.	FW08	TW08
	3/4 in.	FW12	TW12
 Pillar S-300	1/4 in.	FP04	TP04
	3/8 in.	FP06	TP06
	1/2 in.	FP08	TP08
 FNPT	3/4 in.	FP12	TP12
	1/4 in.	FN04	TN04
	3/8 in.	FN06	TN06
 Synchro-Flare	1/2 in.	FN08	TN08
	3/4 in.	FN12	TN12
	3/8 in.	FS06	TS06
 PrimeLock	1/2 in.	FS08	TS08
	3/4 in.	FS12	TS12
	1/4 in.	FL04	TL04
 PrimeLock	3/8 in.	FL06	TL06
	1/2 in.	FL08	TL08
	3/4 in.	FL12	TL12

Leave blank if Front and same as Inlet Fitting.
 Select option if Top or different than Inlet Fitting.

Revision

No revision	blank
-------------	-------

Contact White Knight support for revision level or copy exact code activation details. Configured part numbers are not Copy Exact Part Numbers.
 Email: support@wkfluidhandling.com
 Phone: 435.783.6040