

Configuration

Required Options (Default Model)			Additional Options (Blank if not needed)				
PSR050	-F12	-LF0	-SF0	-TF12	-VX0		
Pump Model	Check Balls	Inlet Fitting	Leak Detect	Stroke Detect	Outlet Fitting	Shuttle	Revision



Instructions








Select all Required Options. Only add Additional Options if desired. Only add Outlet Fitting if different than Inlet Fitting. Contact support for revision or copy exact information.

Required Options

Default options are highlighted

Model	
Standard Model	PSR050

Check Balls	
PTFE Check balls	blank
PFA Check balls	F

Inlet Fitting <i>Front straight only</i>		
 Flaretek Compatible	1/2 in.	F08
	3/4 in.	F12
	1 in.	F16
	1-1/4 in.	F20
 Tube Out	1/2 in.	T08
	3/4 in.	T12
	1 in.	T16
	1-1/4 in.	T20
 Weldable	3/4 in.	W12
	1 in.	W16
 Pillar S-300	3/8 in.	P06
	1/2 in.	P08
	3/4 in.	P12
	1 in.	P16
 FNPT	1/2 in.	N08
	3/4 in.	N12
	1 in.	N16
	1-1/4 in.	P20
 Synchro-Flare	1/2 in.	S08
	3/4 in.	S12
	1 in.	S16
	1-1/4 in.	L20
 PrimeLock	1/2 in.	L08
	3/4 in.	L12
	1 in.	L16
	1-1/4 in.	L20

Additional Options

Leak Detection	
No leak detection	blank
15 ft fiber optic cable with no amplifier	LF0
15 ft fiber optic cable with D10 amplifier	LF1
25 ft fiber optic cable with no amplifier	LF2
25 ft fiber optic cable with D10 amplifier	LF3
15 ft conductivity cable	LC0
25 ft conductivity cable	LC1

Stroke Detection	
No stroke detection	blank
15 ft fiber optic cable with no amplifier	SF0
15 ft fiber optic cable with D10 amplifier	SF1
25 ft fiber optic cable with no amplifier	SF2
25 ft fiber optic cable with D10 amplifier	SF3
Single NPN Pressure Switch	SP1
Dual NPN Pressure Switches * <i>(Includes two DP2 pressure switches)</i>	SP2
Single PNP Pressure Switch	SP4
Dual PNP Pressure Switches * <i>(Includes two DP2 pressure switches)</i>	SP5

Shuttle	
Gravity reset with standard exhaust	blank
No shuttle, standard ports * <i>(No pressure switches included)</i> <i>Sensors are required for operation.</i>	VX0
Gravity reset with remote exhaust	VG1
Mag detent with standard exhaust	VM0
Mag detent with remote exhaust	VM1

* White Knight shuttle valve not included.



Timer mode operation requires end-of-stroke detection. Use of timer mode without stroke detection voids the warranty.

Outlet Fitting <i>Straight only. Select Top or Front.</i>		Front	Top
Same as Inlet Fitting		blank	n/a
 Flaretek Compatible	1/2 in.	FF08	TF08
	3/4 in.	FF12	TF12
	1 in.	FF16	TF16
	1-1/4 in.	FF20	TF20
 Tube Out	1/2 in.	FT08	TT08
	3/4 in.	FT12	TT12
	1 in.	FT16	TT16
	1-1/4 in.	FT20	TT20
 Weldable	3/4 in.	FW12	TW12
	1 in.	FW16	TW16
 Pillar S-300	3/8 in.	FP06	TP06
	1/2 in.	FP08	TP08
	3/4 in.	FP12	TP12
	1 in.	FP16	TP16
 FNPT	1/2 in.	FN08	TN08
	3/4 in.	FN12	TN12
	1 in.	FN16	TN16
 Synchro-Flare	1/2 in.	FS08	TS08
	3/4 in.	FS12	TS12
	1 in.	FS16	TS16
 PrimeLock	1/2 in.	FL08	TL08
	3/4 in.	FL12	TL12
	1 in.	FL16	TL16
	1-1/4 in.	FL20	TL20

Leave blank if Front and same as Inlet Fitting. Select option if Top or different than Inlet Fitting.

Revision	
No revision	blank
Contact White Knight support for revision level or copy exact code activation details. Configured part numbers are not Copy Exact Part Numbers. Email: support@wkfluidhandling.com Phone: 435.783.6040	